

SET UP YOUR UMSL TECHNOLOGY

DOWNLOAD MICROSOFT AUTHENTICATOR APPLICATION ON YOUR CELL PHONE

- UMSL requires a 2 – factor authorization when accessing university email accounts, MyView, and other software applications
- If your cell phone number is incorrect on your account, contact Tech Support at 314-516-6034 and have it changed. Have your SSO/UMSL ID ready to go.



Microsoft
Authenticator
Microsoft Corporation

GETTING STARTED: SET UP YOUR PASSWORD

- You will need your SSO. This is in the email I have sent you.
- Visit <https://www.umsl.edu/technology/password/>
- And select **SECUREAUTH NEW USER**
- Your email to set your password is **YOURSSO@UMSYSTEM.EDU**

Issues with resetting your password should be directed to our Tech Support office at 314-516-6034

**SECUREAUTH
NEW USER**

I do not have a password and want to register my account in the University's password management tools.

APPLY NOW

REQUEST INFO

GIVE



Hello, **Brienna Manore**

UMSL SERVICES

Canvas

My coursework, syllabus, instruction, assignments, etc

MyView

Enroll/Pay for courses, Financial Aid, Grades, etc.

MyDegree

Check my degree progress

Faculty & Staff Email

Official school communications

MyConnect

Connect with my advisor and my success network

MyDrive

Google Drive

Teaching Tools

Tools to aid with instruction

Keep Learning

Resources and actions to take when shifting from face-to-face to remote and online instruction

LOG IN TO MY GATEWAY

- Access Canvas, Campus email, and MyView from one page
- Please bookmark this page in your browser
- Visit umsl.edu > select current students > select MyGateway Login
- Log in with your SSO & Password

SET UP YOUR UMSL WEB MAIL ACCOUNT

- Canvas updates/notifications
- Important updates from the University
- Communications from the cashier's office

- Select your Student Email in MyGateway
- Sign in using YourSSO@umsystem.edu and the password you set up previously

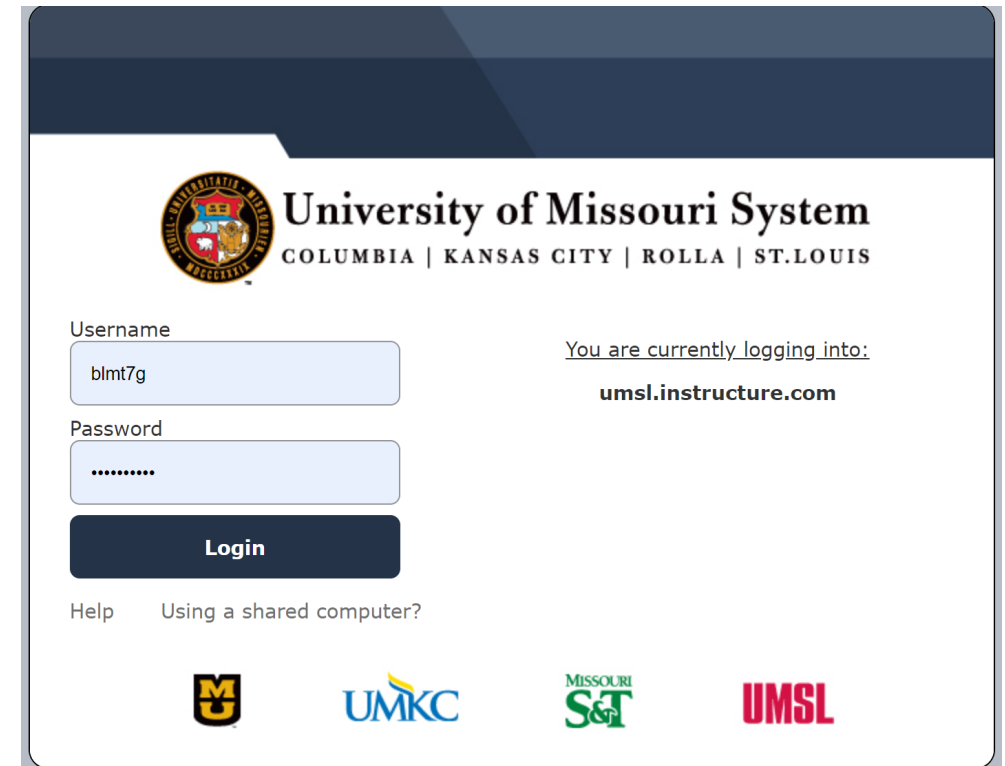
Issues setting up your email should be directed to Tech Support at 314-516-6034




LOG IN TO CANVAS

Canvas is where you will complete and turn in all your course work throughout the semester. You can keep track of your progress in your courses much more.

- Return to my Gateway and select Canvas
- Username: SSO & your selected password







 **University of Missouri System**
COLUMBIA | KANSAS CITY | ROLLA | ST. LOUIS

Username

Password

Login

[Help](#) [Using a shared computer?](#)

CANVAS: DASHBOARD

When you have logged into Canvas you should see your courses for the current semester. If not, you will need to “favorite” your course (how to on next slide) so it will appear on your dashboard.

Dashboard

Account

Dashboard

Courses

Calendar

Inbox

Commons

Help

Published Courses (3)

- SS20-ANTHRO2150-001**
ANTHRO2150-001-11359-SS...
2020 Summer Semester
2 points
- SS20-MGMT4219-002**
MGMT4219-002-11821-SS20...
2020 Summer Semester
6 points
- STU-CAREER-GUIDANCE**
STU-CAREER-GUIDANCE
1 point

To Do

- Turn in Strategize text Session 8 JetBlue Strategy Discussion Board**
MGMT4219-002-11821-SS2020-Strategic Management
50 points • Jun 5 at 11:59pm
- Complete Discussion 3 DUE 6/5**
ANTHRO2150-001-11359-SS2020 - Zombies, Vampires, and Monsters: The Supernatural in Popular Culture
10 points • Jun 5 at 11:59pm
- Take Quiz 3: Module 3 6/2-6/9**
ANTHRO2150-001-11359-SS2020 - Zombies, Vampires, and Monsters: The Supernatural in Popular Culture
50 points • Jun 9 at 11:59pm
- Complete Evaluate Group Work Experience**
MGMT4219-002-11821-SS2020-Strategic Management
10 points • Jun 10 at 11:59pm
- Turn in Group Final Project Report**
MGMT4219-002-11821-SS2020-Strategic Management
200 points • Jun 10 at 11:59pm

2 more...

HOW TO MAKE A COURSE APPEAR ON YOUR DASHBOARD

1. Select courses, then all courses
2. Select the star next to your class
3. Return to your Dashboard and your course should appear

umslnstructure.com/courses

Apps UMSL MyView UMSL Canvas Zoom - UMSL Timesheet ACPADMIN Wellness Incentive |... Login | Cascade CMS

UMSL All Courses

Browse More Courses

Course	Nickname	Term	Enrolled as	Published
★ ■ CANVAS-ONLINE-OVERVIEW-FACSTAFF			Student	Yes
★ ■ CANVAS-ONLINE-OVERVIEW			Student	Yes
★ ■ CANVAS-RESOURCES-SITE			Student	Yes
★ ■ COBA-UNDERGRAD-ADVISING			Student	Yes
★ ■ CRS-MATH-1100-SI-SUPPL-INSTR			Student	Yes
★ ■ FS19-MGMT3680-002		2019 Fall Semester	Student	Yes
★ ■ FS19-MKTG3700-003		2019 Fall Semester	Student	Yes
★ ■ MKTG-MAJORS-MINORS-COMMUNITY			Student	Yes
★ ■ SS20-ANTHRO2150-001		2020 Summer Semester	Student	Yes
★ ■ SS20-MGMT4219-002		2020 Summer Semester	Student	Yes

Account
Dashboard
Courses
Calendar
Inbox
Commons
Help

Click to add to the courses menu.

COURSE SET UP

Every instructor is different and sets up their courses differently in Canvas. You will have to click around a bit here to familiarize yourself, and be sure to read your syllabus, check your email, and announcements often.



Account



Dashboard



Courses



Calendar



Inbox



Commons



Help

ANTHRO2150-001-11359-SS2020 - Zombies, Vampires, and Monsters: The Supernatural in Popular Culture

2020 Summer Semester

Home

Announcements

Syllabus

Modules

Assignments

Quizzes

Discussions

Grades

People

Zoom

Media Gallery

NetTutor

MyCourseEval

SS20-ANTHRO2150-001

Welcome to ANTHRO2150: The Supernatural in Popular Culture!



Faculty Contact Information

View Course Stream

View Course Calendar

View Course Notifications

To Do

- First Week Reminders and ...
May 22 at 12:41pm |
- Discussion 1.1
10 points |
May 22 at 11:59pm |
- Discussion 1.2
10 points |
May 22 at 11:59pm |
- Module 1 and Quiz 1 End T...
May 26 at 10:06am |
- Discussion 2 DUE 5/29
10 points |
May 29 at 11:59pm |
- Module 3 and 4 Posted
Jun 2 at 3:43pm |
- Reminder-Module 2 Ends T...

MYVIEW

- MyView provides a lot of information but is where your final grade for the class will be posted.
- Return to MyGateway and select MyView
- Log in with SSO@umsystem.edu & password
- Select “Main Menu” then Select “Student Center” in bold blue letters on the right
- You will see a snapshot of your enrollment at UMSL. Select “Grades” in the Academics section and select the current term to view your final grade.
- If you need a 1098-T for tax purposes, select the drop-down menu “other financial” in the Finance section.
- If you need to make a payment select “Proceed to Touchnet” in the Finance section

UMSL MyView

Favorites Main Menu

Menu

Search:

- My Favorites
- UM Processes and Reports
- Self Service
- Campus Community
- Student Admissions
- Records and Enrollment
- Curriculum Management
- Student Financials
- Set Up SACR
- Reporting Tools
- PeopleTools
- UM E-Consent
- UM E-Mail
- Emergency Mass Notification
- My Preferences

Welcome to MyView

Welcome to MyView

MyView serves the UMSL campus community. Use the links in the menu on the left to begin.

Thank you for your interest in the University of Missouri - St. Louis!

If you have reached this page, and you have not chosen a password, please select **UM Processes and Reports** from the **m Security** and then **Welcome BootStrap Password**. You must set your password before you will be able to use MyView to v documentation we have received, and items yet needed.

When you login with your chosen password, you can check your application information from the Self-Service menu.

Beginning November 20, 2021, the MyView Student Center will have a new look that will use more information on what to expect please visit the Campus Solutions Webpage and the Stuc <https://www.umsystem.edu/ums/is/campus-solutions-upgrade>

Student Center - Click here for easy access to a variety of helpful information.

- Register
- Accept Financial Aid awards, check To Do Lists and holds to ensure you have done your part to get your
- View and pay your bill, retrieve tax information, manage your direct deposit, and much more!

Statement of Financial Responsibility

University of Missouri-St. Louis
MyView@UMSL

Favorites Main Menu > Self Service > Student Center

Brienna's Student Center

Academics

Grades
Search
Plan
Enroll
My Academics
Schedule Planner
Request Degree Audit
Transcript Audit Trail
Cert Letter Audit Trail
Enroll: MU, UMKC, S&T

other academic... ⌵ ⌵

Deadlines URL

This Week's Schedule

	Class	Schedule
📅	MGMT 4219-002 INT (11821)	Online
📅	SOC 2192-001 INT (11692)	Online

Weekly Schedule ▶
Enrollment Shopping Cart ▶

Finances

My Account

- Paid Fees Letter
- Bookstore Receipts
- Parking Tickets
- Billing Statement History

Financial Aid

- View Financial Aid
- Accept/Decline Awards
- Award/Lender Options
- Report Other Financial Aid

other financial... ⌵ ⌵

Use the TouchNet link below to:

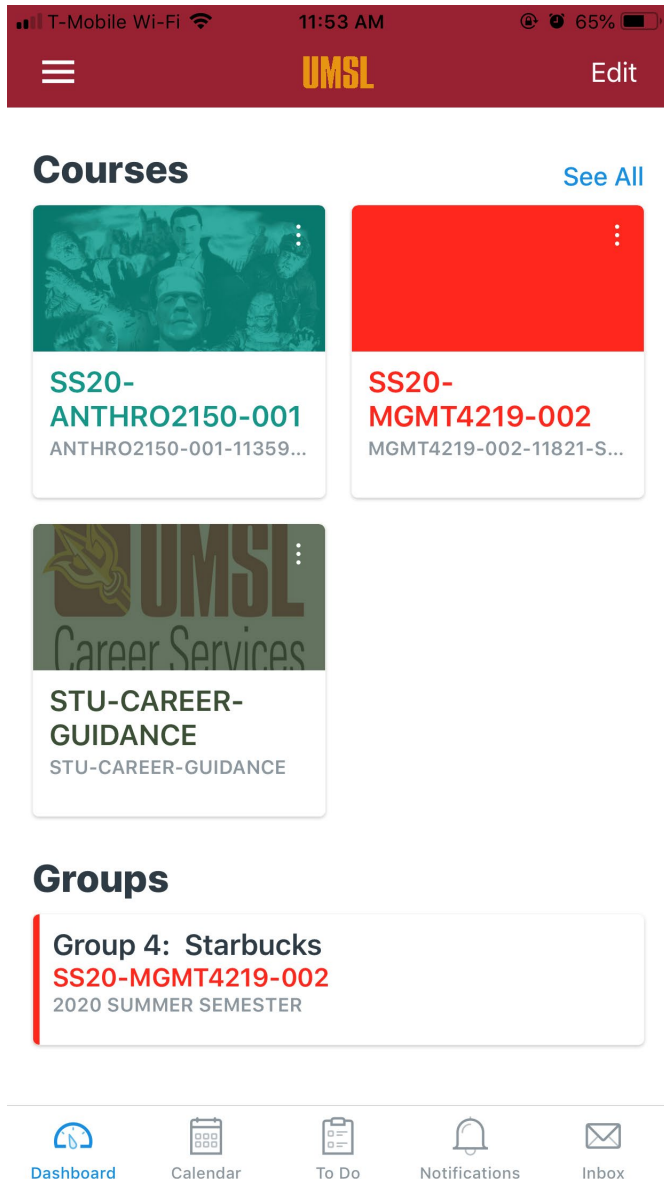
- Add, update or remove direct deposit information
- View your bill
- Pay your bill
- Grant others access to view and pay your bill
- Setup billing text alerts and more!

[Proceed to TouchNet](#)

To review the UMSL eConsent policy to which you agreed, please click the link below.

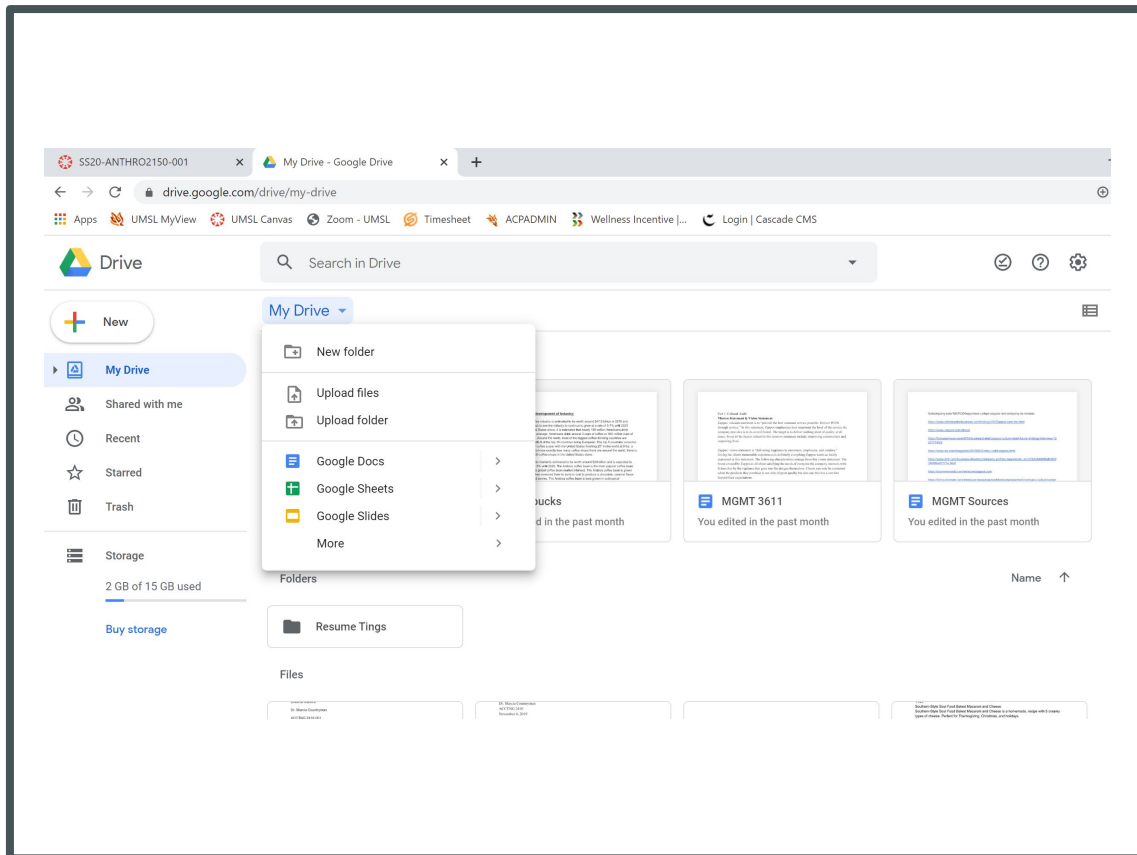
[E-Consent Details](#)

OPTIONAL, BUT USEFUL TECHNOLOGY



- Canvas offers a mobile app on the google play store and the apple store. You can access most of the things you need for your class here, but I do not recommend taking your tests on the mobile app.
- If you are given an assignment that needs to be completed on paper and uploaded and you do not have access to a printer/scanner you can take a picture of your assignment and upload it through the app.

OPTIONAL, BUT USEFUL TECHNOLOGY CONT'D.



- MyDrive (accessed through MyGateway) is similar to Microsoft Suite
- This google docs account associated with your UMSL email that you may find useful when completing assignments or working in groups.
- If you do not have a flash drive, I suggest you use this to save your assignments. Saving assignments directly to your computer can be risky if it's not frequently backed up
- MyDrive also offers Google Sheets (similar to Excel) and Google Slides (similar to PowerPoint)

TRANSCRIPT REQUESTS

- Transcript requests are made through the National Student Clearinghouse at studentclearinghouse.org.
- Check your grades in MyView to make sure all your grades have posted before requesting a transcript.

The screenshot displays the National Student Clearinghouse website. At the top left is the logo, a tree with roots, and the text "National Student Clearinghouse". To the right are links for "User Login", "FTP Login", "Privacy", "Careers", "Self-Help", and "Contact Us". Below this is a search bar with a "Search" button. A navigation menu includes "About Us", "Students", "High Schools", "Colleges", "Educational Organizations", "Workforce", "News", and "Events". A green button labeled "Order-Track-Verify" is circled in red. A dropdown menu from this button lists three options: "Order a Transcript", "Track Transcript Order Status", and "Verify Degrees, Enrollment & Certification". Below the navigation is a blue banner with the text "We're Helping Education Go Further...Join the Journey". Underneath is an "Important Information" section with a sub-heading "COVID-19 outbreak: The Clearinghouse Provides Operational Update". The bottom of the page features a photograph of a diverse group of students in a classroom setting, with a watermark that reads "Offering Trusted & Secure Services". A URL "https://tsorder.studentclearinghouse.org" is visible in the bottom left corner of the image.



HAVE A GOOD SEMESTER!

Again, I would like to welcome you to UMSL. I am always here to help if you need it. Feel free to contact me any time via email at acp@umsl.edu